



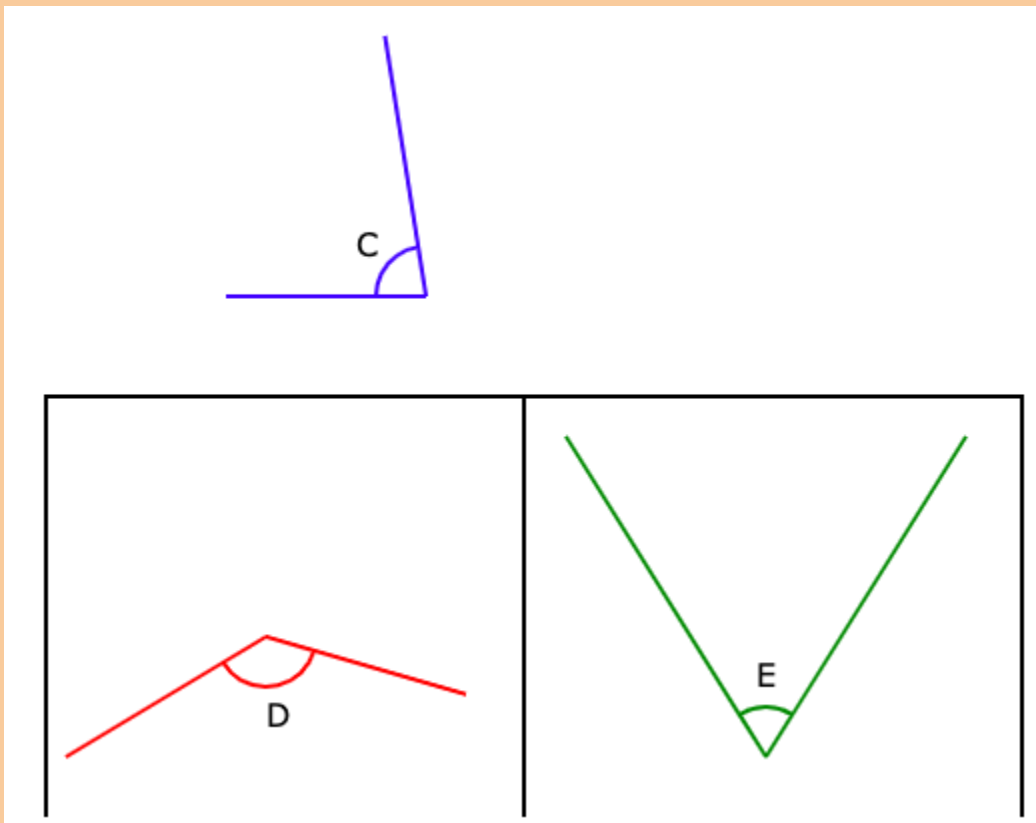
Identifying Angles

FREE Worksheet - 4

Time: 20 minutes

(Detailed solutions at the end)

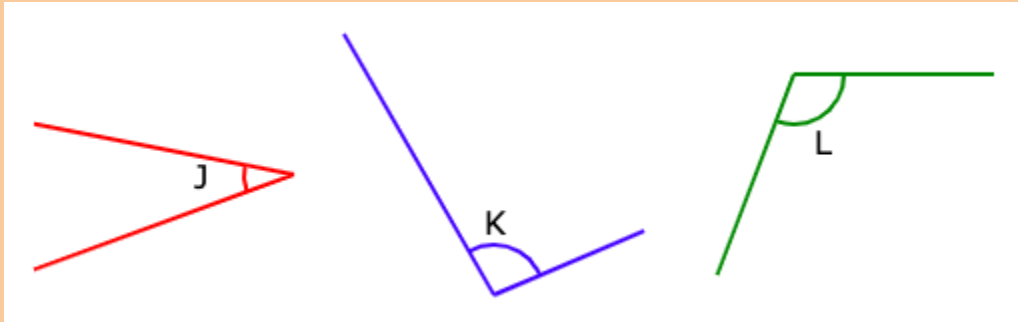
1. Which angle is greater than $\angle C$?



Answer: _____

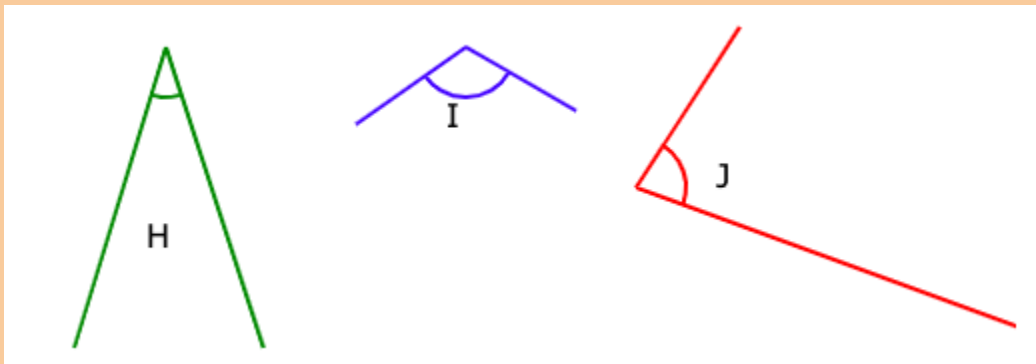


2. Which angle is the smallest?



Answer: _____

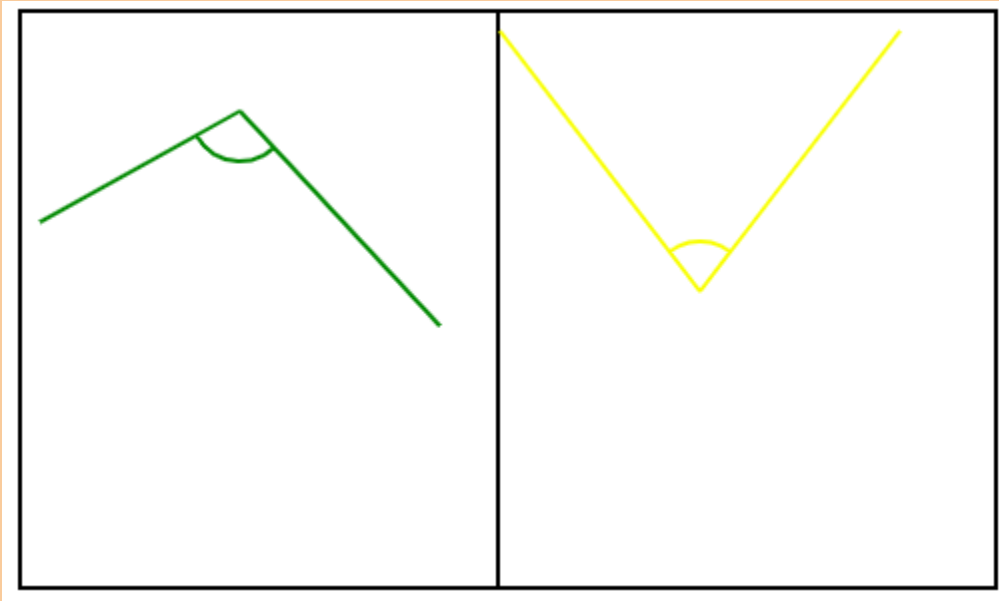
3. Arrange the angles in order, beginning with the smallest.



Answer: _____



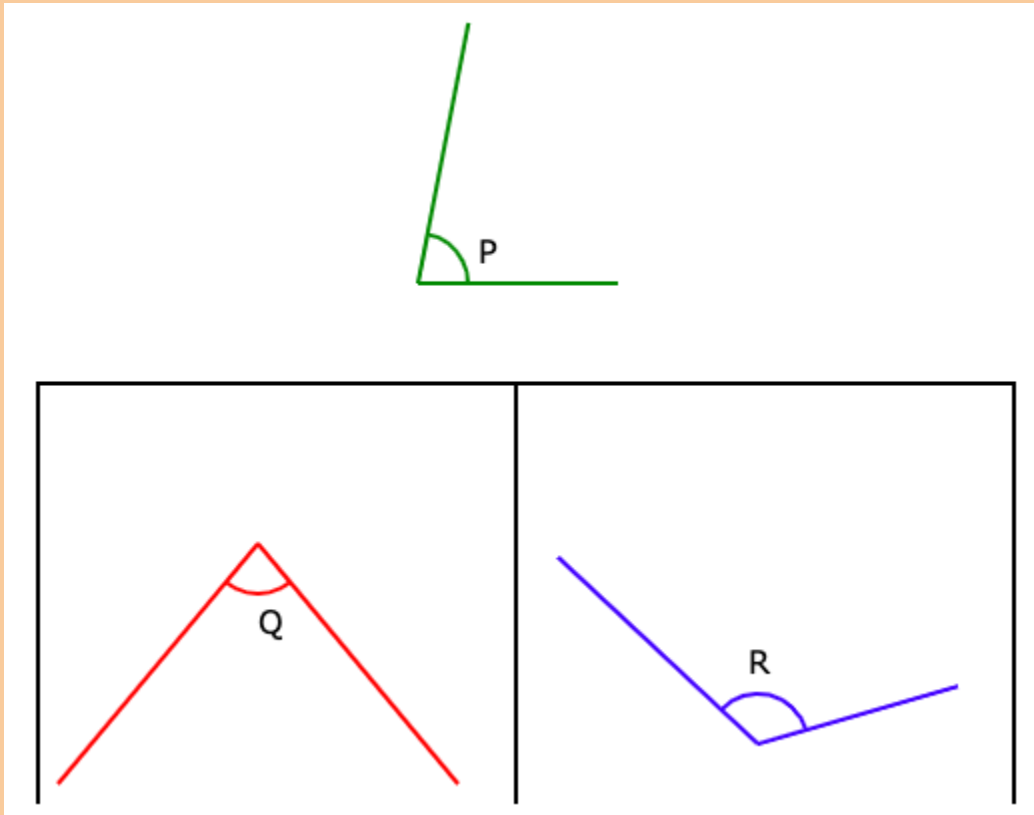
4. Which pair of lines form a smaller angle?



Answer: _____



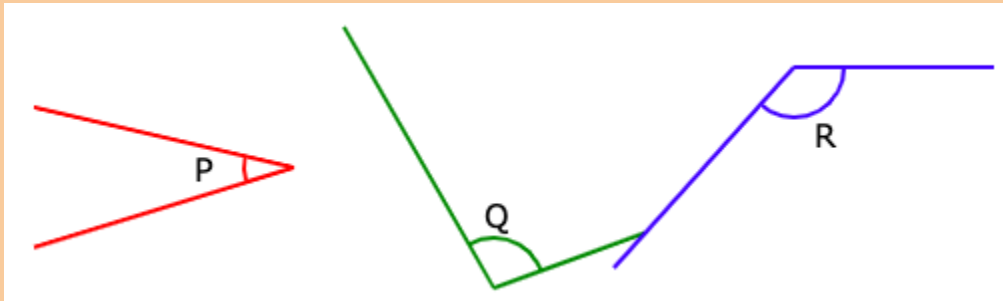
5. Fill in the blank. Angle ____ is smaller than Angle P



Answer: _____



6. Fill in the blank. Angle _____ is the greatest.



Answer: _____



SOLUTIONS

Problem 1

The amount of turning formed by $\angle D$ is greater than the amount of turning formed by $\angle C$.

Hence, $\angle D$ form an angle which is greater than $\angle C$.

Problem 2

The amount of turning formed by $\angle J$ is smaller than the amount of turning formed by the other two angles.

Hence, $\angle J$ form the smallest angle.

Problem 3

The amount of turning formed by $\angle H$ is smaller than the amount of turning formed by the other two angles.

The amount of turning formed by $\angle J$ is smaller than the amount of turning formed $\angle I$.

Hence, the order of angles beginning with the smallest will be $\angle H$, $\angle J$, $\angle I$.



Problem 4

The amount of turning between the two yellow lines is smaller than the amount of turning between the two green lines.

Hence, the yellow lines form a smaller angle.

Problem 5

The amount of turning formed by $\angle Q$ is smaller than the amount of turning formed by $\angle P$.

Hence, $\angle Q$ form an angle which is smaller than $\angle P$.

Problem 6

The amount of turning formed by $\angle R$ is greater than the amount of turning formed by the other two angles.

Hence, $\angle R$ form the greatest angle.