



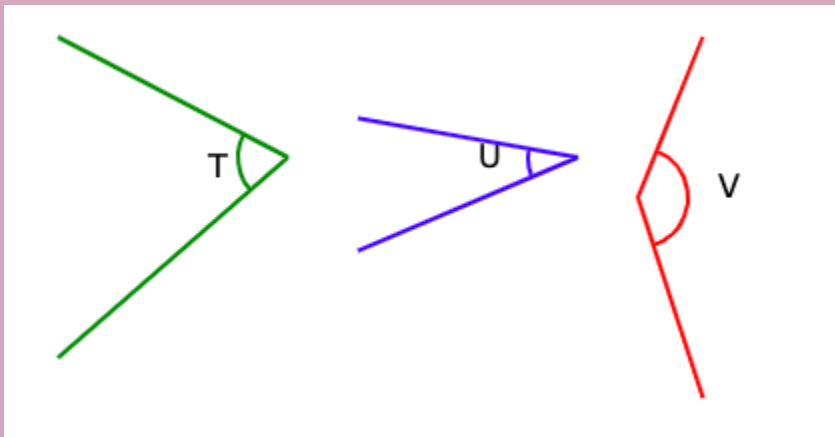
Identifying Angles

FREE Worksheet - 1

Time: 20 minutes

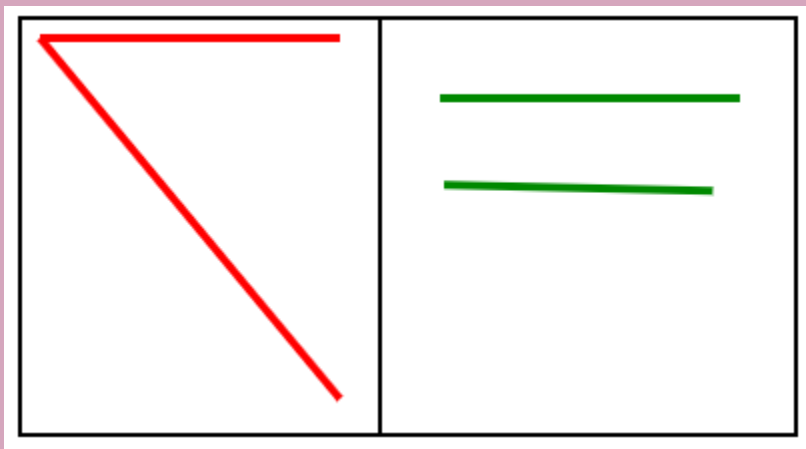
(Detailed solutions at the end)

1. Arrange the angles in order, beginning with the greatest.



Answer: _____

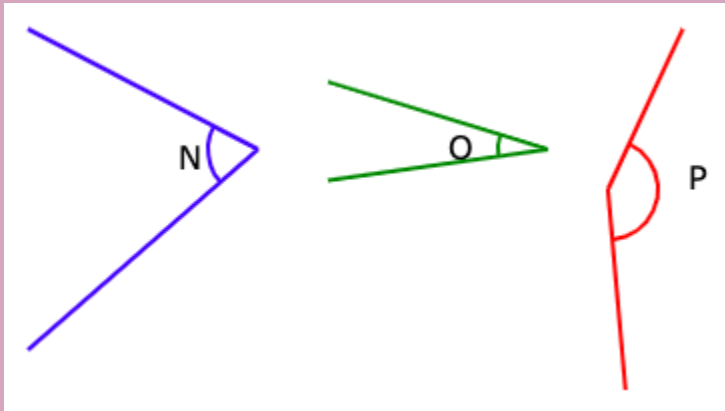
2. Which pair of lines form an angle?



Answer: _____ lines

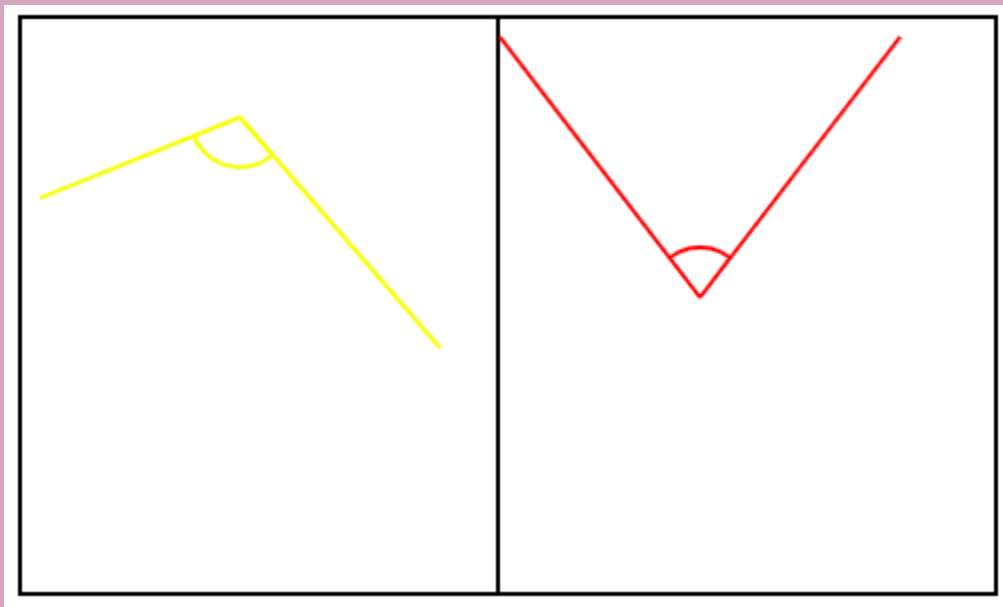


3. Arrange the angles in order, beginning with the smallest.



Answer: _____

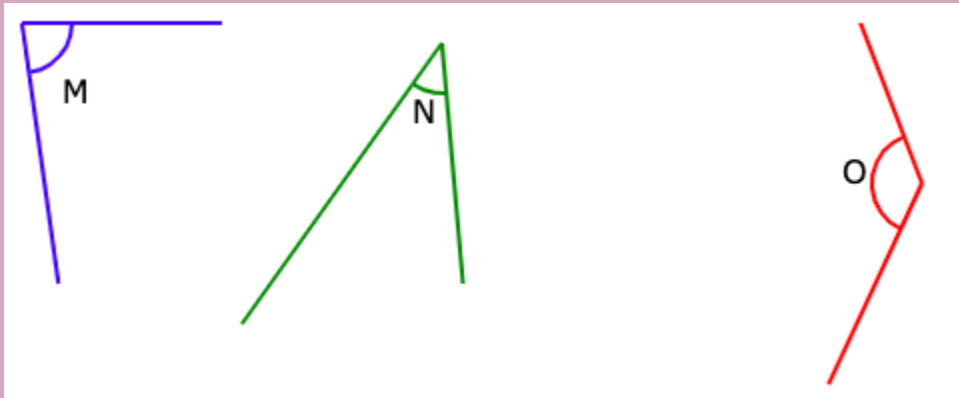
4. Which pair of lines form a smaller angle?



Answer: _____ line

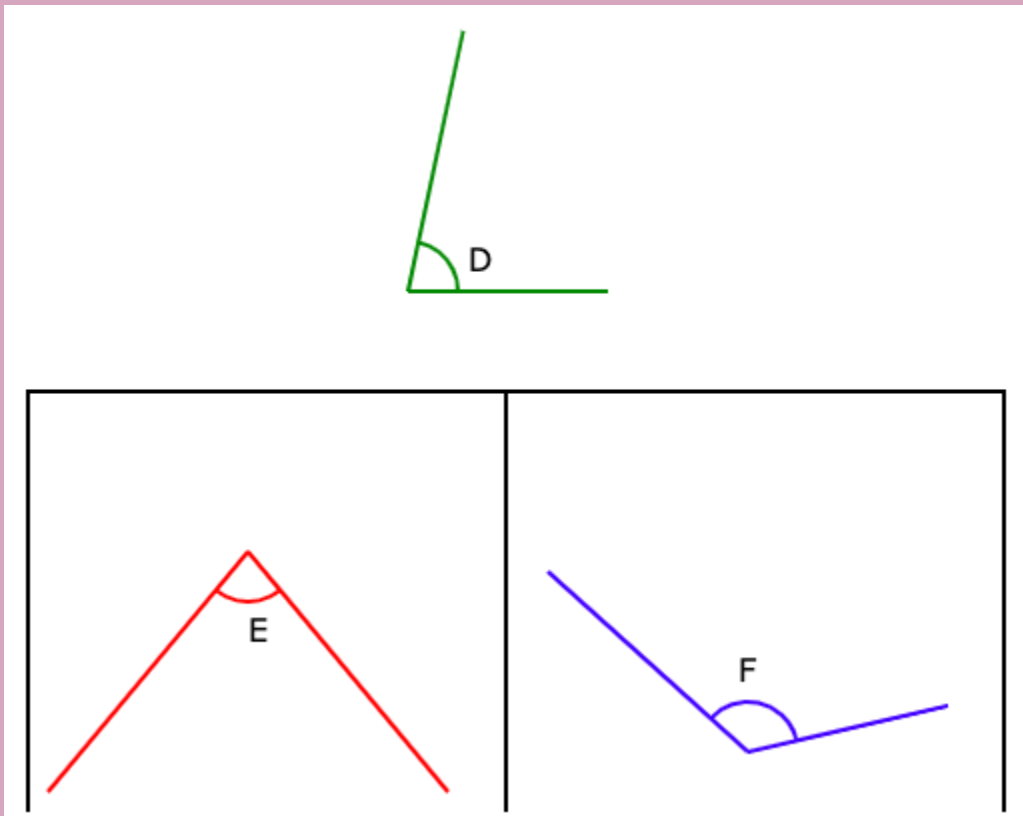


5. Which angle is the smallest?



Answer: _____

6. Fill in the blank. Angle _____ is smaller than Angle D



Answer: _____ m²



SOLUTIONS

Problem 1

The amount of turning formed by $\angle V$ is greater than the amount of turning formed by the other two angles.

The amount of turning formed by $\angle T$ is greater than the amount of turning formed $\angle U$.

Hence, the order of angles beginning with the greatest will be $\angle V$, $\angle T$, $\angle U$.

Problem 2

Any two lines meeting at a point will form an angle.

The two Red lines meet at a point, hence they form an angle.

Problem 3

The amount of turning formed by $\angle O$ is smaller than the amount of turning formed by the other two angles.

The amount of turning formed by $\angle N$ is smaller than the amount of turning formed $\angle P$.



Hence, the order of angles beginning with the smallest will be $\angle O$,
 $\angle N$, $\angle P$.

Problem 4

The amount of turning between the two red lines is smaller than the amount of turning between the two yellow lines.

Hence, the red lines form a smaller angle.

Problem 5

The amount of turning formed by $\angle N$ is smaller than the amount of turning formed by the other two angles.

Hence, $\angle N$ form the smallest angle.

Problem 6

The amount of turning formed by $\angle E$ is smaller than the amount of turning formed by $\angle D$.

Hence, $\angle E$ form an angle which is smaller than $\angle D$.
